


For more information, visit  
[CenterPointEnergy.com/AccountChanges](https://CenterPointEnergy.com/AccountChanges).



*Energy for what matters most.™*

## How to read your new bill

*Your bill view may vary depending on your service with CenterPoint Energy*

You have received your new bill this month, which also includes your new account number! Here's some important information on your bill that you need to know. For more information on these changes, visit [CenterPointEnergy.com/AccountChanges](https://CenterPointEnergy.com/AccountChanges).



CenterPointEnergy.com

**CUSTOMER**  
Jane Johnson

**SERVICE ADDRESS**  
00000 RD, Wadesville, IN

**A**

**ACCOUNT NUMBER**  
00000000  
**DATE MAILED**  
Nov 28, 2023

**DATE DUE** **Dec 15, 2023**  
**AMOUNT DUE** **\$ 134.69**

Page 1 of 4

**B**

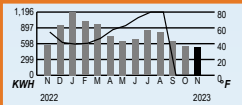
**Gas leak or emergency**  
Leave immediately, then call  
800-227-1376, 24 hours a day

**Customer service**  
800-227-1376 toll-free  
Monday - Friday, 7 am - 7 pm Est

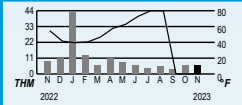
**Call before you dig**  
Call 811 or 800-382-5544  
24 hours a day

**Relay Indiana**  
800-743-3333  
CenterPointEnergy.com

**Your usage in a glance**



|                                  | 1 year ago | Last month | This month |
|----------------------------------|------------|------------|------------|
| Total KWH used                   | 575        | 542        | 534        |
| Average daily electric use (KWH) | 20.5       | 16.9       | 19.1       |
| Average daily temperature        | 54         | 0          | 0          |
| Days in billing period           | 28         | 32         | 28         |



|                                | 1 year ago | Last month | This month |
|--------------------------------|------------|------------|------------|
| Total Therms used              | 9          | 6          | 6          |
| Average daily gas use (Therms) | 0.3        | 0.2        | 0.2        |
| Average daily temperature      | 54         | 0          | 0          |
| Days in billing period         | 28         | 32         | 28         |

**ACCOUNT SUMMARY**

|  |                  |
|--|------------------|
| Previous Amount Due                                  | \$ 137.10        |
| Payment Oct 30, 2023                                 | - 137.10         |
| Current Charges due Dec 15, 2023 (Details on page 2) | + 134.69         |
| <b>Total Amount Due</b>                              | <b>\$ 134.69</b> |

**D**

**E**

**F**

**How to pay your bill**

**Online**  
Visit [CenterPointEnergy.com/paybill](http://CenterPointEnergy.com/paybill). Pay immediately, schedule a payment or set up automatic monthly payments.

**Phone**  
Call 800-227-1376 and make a payment using your checking or savings account, or by debit or credit card.

**In person**  
To find a payment location, visit [CenterPointEnergy.com/paybill](http://CenterPointEnergy.com/paybill) or call 800-227-1376.

**Mail**  
Return the payment stub below, with your check or money order, using the return envelope.

Please keep this portion for your records.  
Please return this portion with your payment. Please do not include letters or notes.



ACCOUNT NUMBER 00000000

Enroll in AutoPay today. See form on the back of this stub.

**DATE DUE** **Dec 15, 2023**  
**AMOUNT DUE** **\$ 134.69**

Allow 8 business days for mailing and processing.

Write account number on check and make payable to CenterPoint Energy.

\$ \_\_\_\_\_  
Please enter amount of your payment

When you provide a check as payment, you authorize us either to use information from your check to make a one-time electronic funds transfer from your bank account or to process the payment as a check transaction.

CENTERPOINT ENERGY  
PO Box 2006  
HOUSTON TX 77251-2006

**H**

000001

**C**

**G**

**A** **Your account number**

**B** Contact information for emergencies, customer service, safety and accessibility services.

**C** **Account summary**

- Shows previous amount due
- Presents total amount due

**D** **Your electric usage at a glance**

- Thirteen months usage graph
- Average monthly temperature

**E** **Your gas usage at a glance**

- Thirteen months usage graph
- Average monthly temperature

**F** Details for online, phone, in person and mail payment options.

**G** The payment summary box includes a final review of your total and due date.

**H** **Convenient payment slip**

The bottom portion of your bill may be torn off and submitted using the enclosed return envelope.