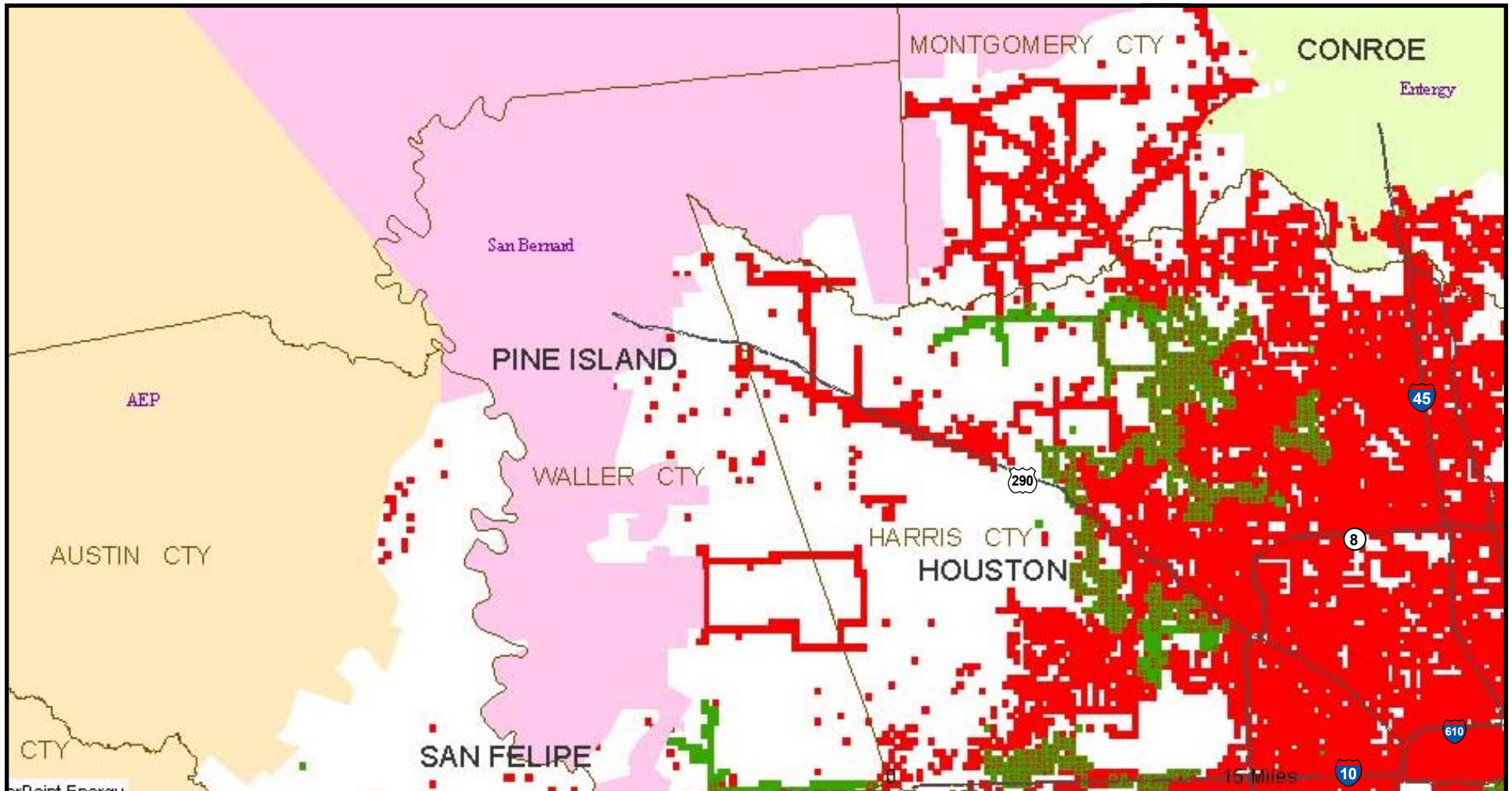


CenterPoint Energy Outage and Restoration Map - Northwest Region



LEGEND

- **Outage Area**
- **Restored Area**
- **Some power restored, some outages remain**
- CenterPoint Energy Service Territory

As of 09/14/2008 12 p.m. CST
CenterPoint Energy reports
1.84 million customers without power
(out of 2.3 million customers)

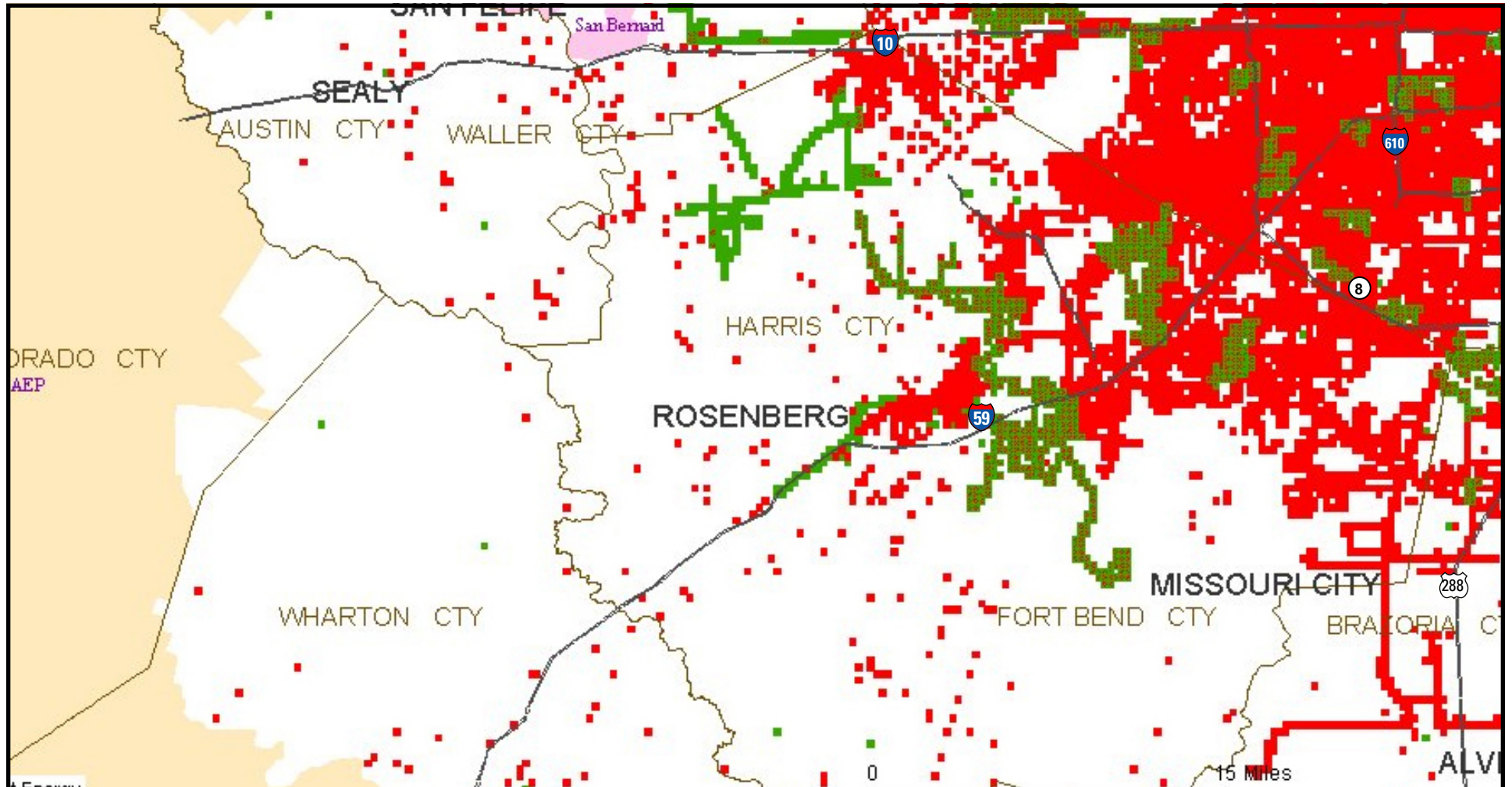
For outages by zip code,
[click here.](#)

Click below to view a specific region
in detail.

- | | |
|---------------------------|---------------------------|
| Northwest | Northeast |
| West | East |
| Southwest | Southeast |



CenterPoint Energy Outage and Restoration Map - West Region



LEGEND

- **Outage Area**
- **Restored Area**
- **Some power restored, some outages remain**
- CenterPoint Energy Service Territory

As of 09/14/2008 12 p.m. CST
CenterPoint Energy reports
1.84 million customers without power
(out of 2.3 million customers)

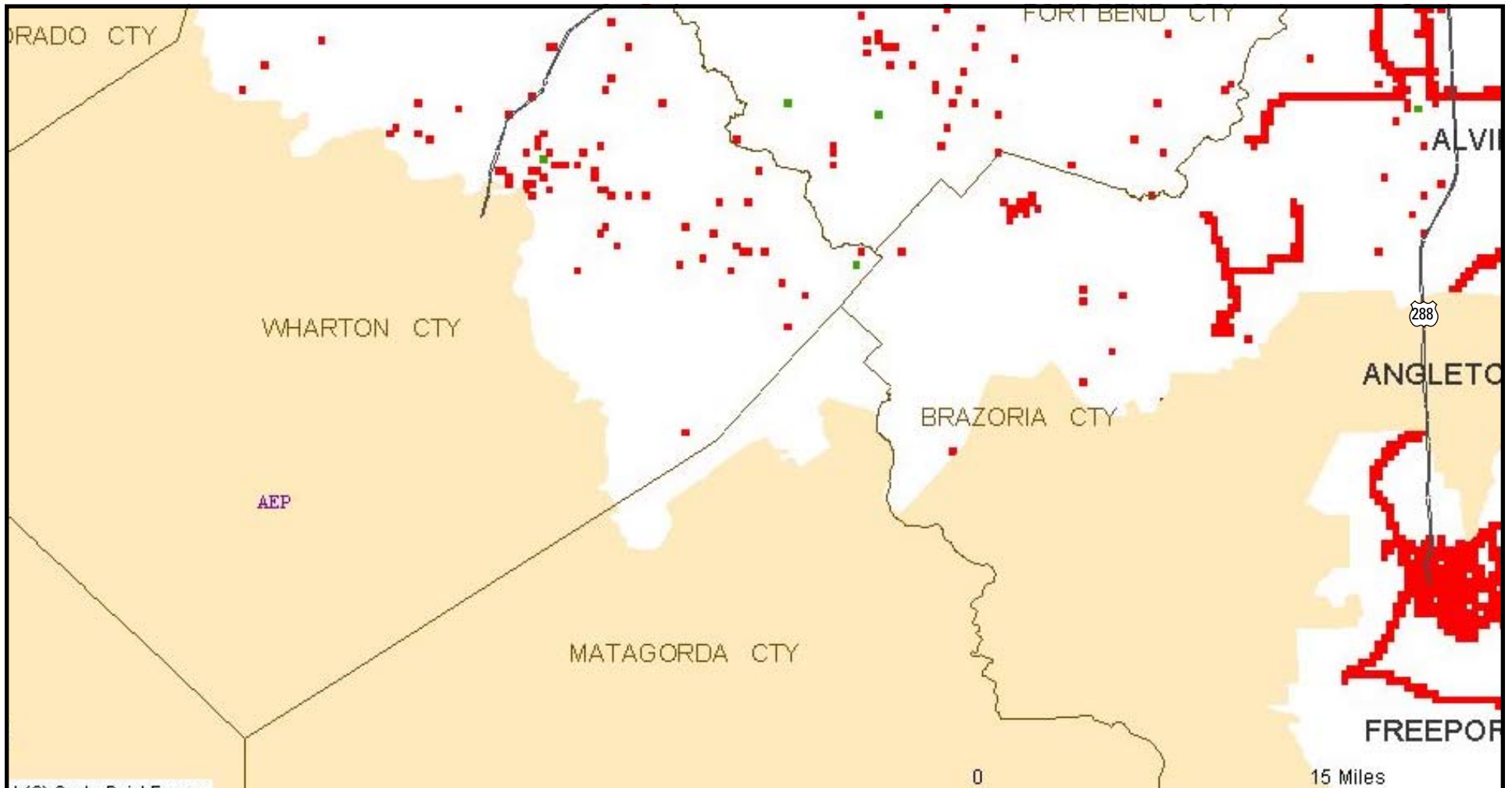
For outages by zip code,
[click here.](#)

Click below to view a specific region
in detail.





- | | |
|---------------------------|---------------------------|
| Northwest | Northeast |
| West | East |
| Southwest | Southeast |



CenterPoint Energy Outage and Restoration Map - Southwest Region



LEGEND

-  **Outage Area**
-  **Restored Area**
-  **Some power restored, some outages remain**
-  CenterPoint Energy Service Territory

As of 09/14/2008 12 p.m. CST
CenterPoint Energy reports
1.84 million customers without power
(out of 2.3 million customers)

For outages by zip code,
[click here.](#)

Click below to view a specific region
in detail.

[Northwest](#)

[Northeast](#)

[West](#)

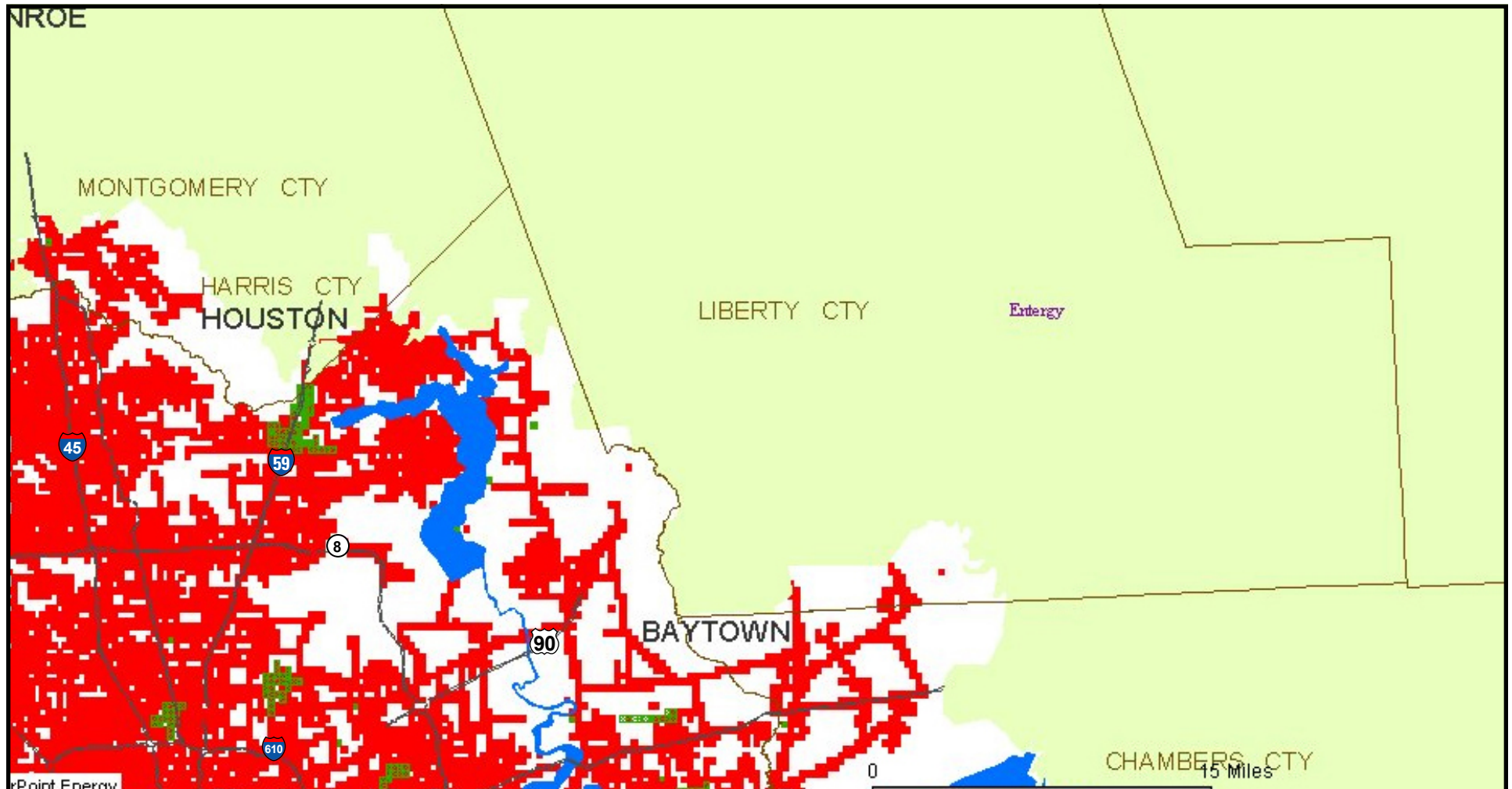
[East](#)

[Southwest](#)





[Southeast](#)



CenterPoint Energy Outage and Restoration Map - Northeast Region



LEGEND

-  **Outage Area**
-  **Restored Area**
-  **Some power restored, some outages remain**
-  CenterPoint Energy Service Territory

As of 09/14/2008 12 p.m. CST
CenterPoint Energy reports
1.84 million customers without power
(out of 2.3 million customers)

For outages by zip code,
[click here.](#)

Click below to view a specific region
in detail.

[Northwest](#)

[Northeast](#)

[West](#)

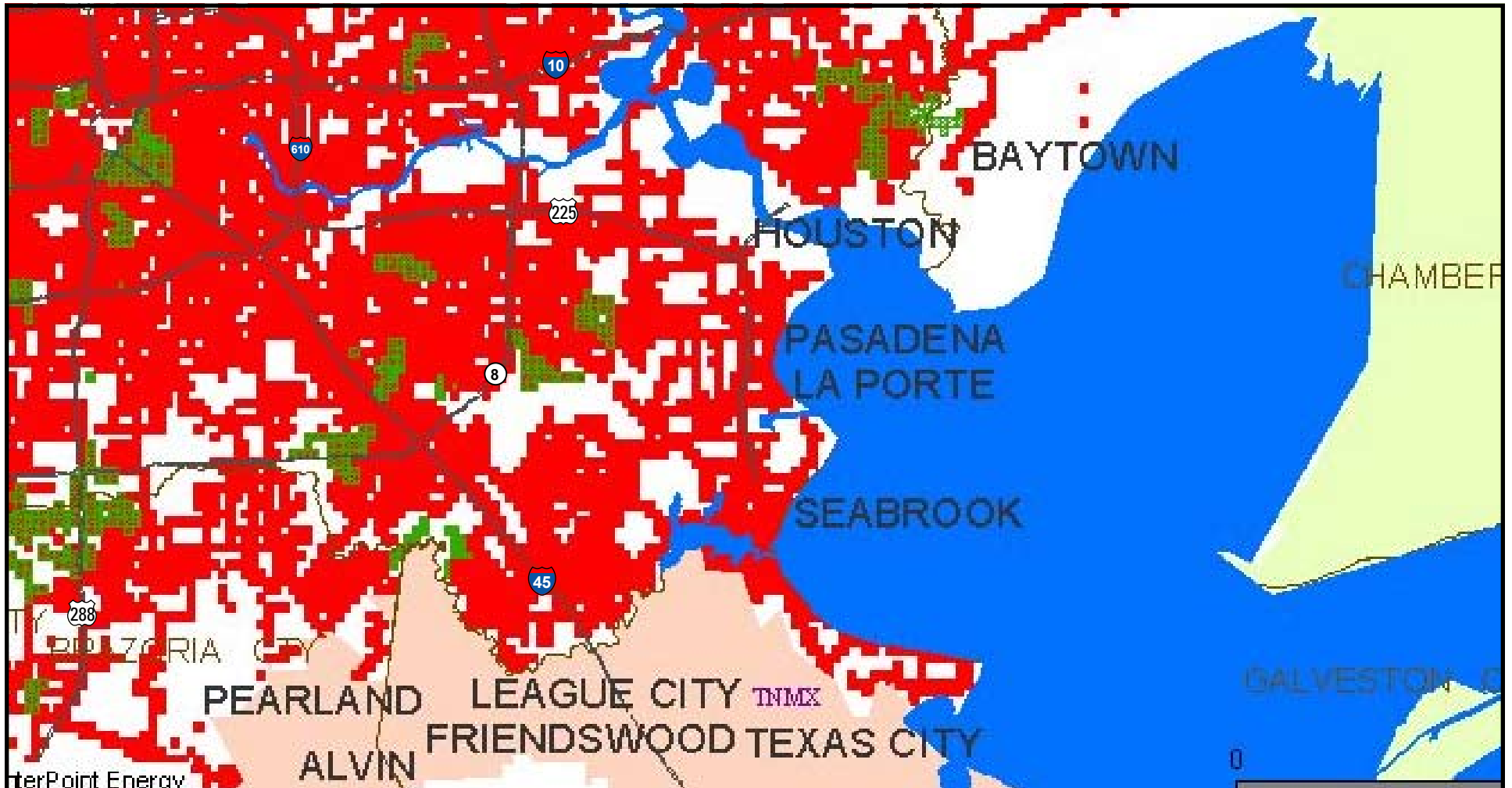
[East](#)

[Southwest](#)

[Southeast](#)



CenterPoint Energy Outage and Restoration Map - East Region



LEGEND

- **Outage Area**
- **Restored Area**
- **Some power restored, some outages remain**
- CenterPoint Energy Service Territory

As of 09/14/2008 12 p.m. CST
CenterPoint Energy reports
1.84 million customers without power
(out of 2.3 million customers)

For outages by zip code,
[click here.](#)

Click below to view a specific region
in detail.

- | | |
|---------------------------|---------------------------|
| Northwest | Northeast |
| West | East |
| Southwest | Southeast |



CenterPoint Energy Outage and Restoration Map - Southeast Region



LEGEND

- **Outage Area**
- **Restored Area**
- **Some power restored, some outages remain**
- CenterPoint Energy Service Territory

As of 09/14/2008 12 p.m. CST
CenterPoint Energy reports
1.84 million customers without power
(out of 2.3 million customers)

For outages by zip code,
[click here.](#)

Click below to view a specific region
in detail.

- | | |
|---------------------------|---------------------------|
| Northwest | Northeast |
| West | East |
| Southwest | Southeast |



CenterPoint Energy Customer Outages by Zip Code

ZIP CODE	TOTAL OUTAGES	ZIP CODE	TOTAL OUTAGES	ZIP CODE	TOTAL OUTAGES	ZIP CODE	TOTAL OUTAGES	ZIP CODE	TOTAL OUTAGES	ZIP CODE	TOTAL OUTAGES
77002	8107	77035	8414	77070	20143	77346	13106	77447	2690	77530	14441
77003	2434	77036	28422	77071	11289	77354	7791	77449	11592	77531	4146
77004	16737	77037	7483	77072	25910	77355	9714	77450	2781	77532	11229
77005	7279	77038	5596	77073	13515	77356	1370	77459	16020	77534	837
77006	9137	77039	13115	77074	10655	77362	5271	77461	1332	77535	717
77007	8437	77040	21740	77075	12473	77365	2901	77469	9579	77536	7547
77008	21407	77041	11447	77076	11017	77373	20077	77471	5928	77539	3456
77009	12370	77042	20142	77077	14167	77375	14074	77474	735	77541	6547
77010	506	77043	10985	77078	5720	77377	6181	77477	7281	77545	4241
77011	5486	77044	7249	77079	9235	77379	29501	77478	5686	77546	5899
77012	8578	77045	11377	77080	15923	77380	6032	77479	12605	77547	2094
77013	9848	77047	7345	77081	16071	77381	134	77484	1914	77550	18566
77014	7482	77048	2775	77082	6582	77382	1	77485	516	77551	8124
77015	18351	77049	9275	77083	18300	77384	114	77486	516	77554	10162
77016	12006	77050	1906	77084	22355	77385	1318	77488	1533	77562	4309
77017	10269	77051	10926	77085	2903	77386	6561	77489	11423	77563	4281
77018	10302	77053	5626	77086	6217	77388	13197	77493	1073	77565	5112
77019	20182	77054	12635	77087	13853	77389	8932	77494	3160	77566	14210
77020	11535	77055	15888	77088	21615	77396	15953	77498	6653	77568	1255
77021	8602	77056	4519	77089	17585	77401	3876	77502	7819	77571	12323
77022	9609	77057	23899	77090	17120	77406	6336	77503	8330	77577	453
77023	11048	77058	10810	77091	7919	77407	7751	77504	9107	77578	4132
77024	9298	77059	4045	77092	18213	77417	116	77505	4518	77581	14700
77025	6555	77060	10974	77093	18507	77418	50	77506	14941	77583	7771
77026	6204	77061	14304	77094	2405	77420	394	77507	4369	77584	10807
77027	6971	77062	10518	77095	11803	77422	230	77510	5782	77586	7200
77028	5954	77063	13688	77096	15032	77423	507	77511	4725	77587	5410
77029	6202	77064	14941	77098	10462	77429	20383	77515	610	77591	540
77030	8137	77065	8265	77099	9884	77430	441	77517	1628	77598	12461
77031	2840	77066	13662	77336	5063	77433	4570	77518	2461		
77032	13338	77067	8757	77338	17402	77435	449	77520	14768		
77033	8241	77068	5106	77339	13920	77441	244	77521	19740		
77034	11707	77069	7993	77345	5684	77444	176	77523	8560		

Get the latest updates at [CenterPointEnergy.com/stormcenter](https://www.CenterPointEnergy.com/stormcenter)

